
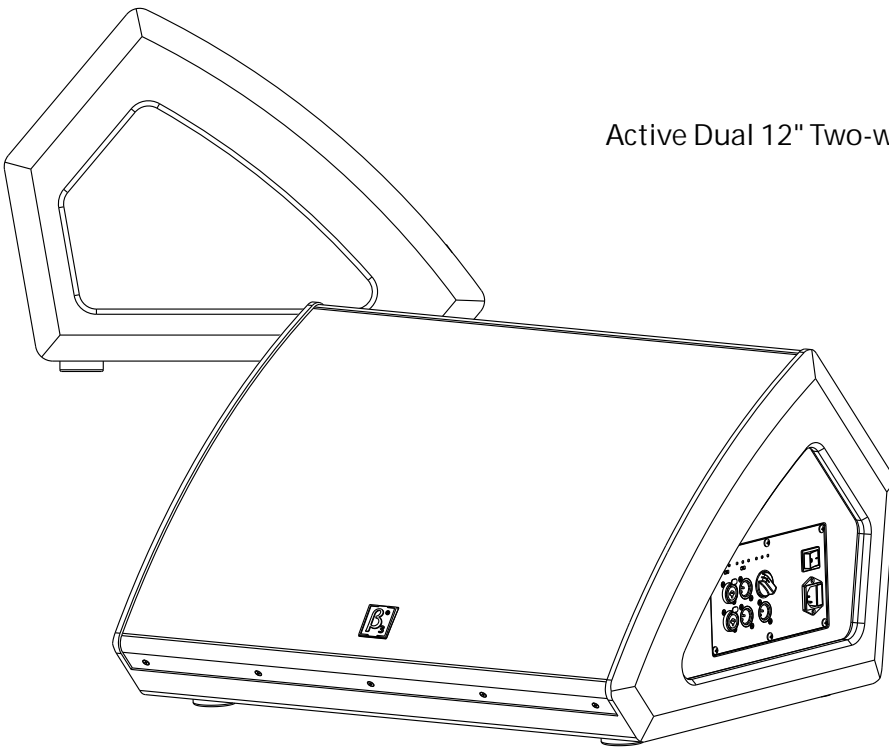


Beta Three

TW212Ma

Active Dual 12" Two-way High SPL Monitor Loudspeaker

USER MANUAL





UM-TW212Ma-20150908 Ver A



SAFETY INSTRUCTIONS


PLEASE READ THIS MANUAL FIRST

Thank you for buying β_3 product. Please read this manual first as it will help you operate the system properly. And keep this manual for future reference.

⚠ WARNING: *This product must be installed by professionals. When using hanging brackets or rigging other than those supplied with the product, please ensure they comply with the local safety codes.*

	CAUTION RISK OF ELECTRICAL SHOCK DO NOT OPEN	
CAUTION: TO REDUCE THE RISK OF ELECTRIC SHOCK, DO NOT REMOVE COVER (OR BACK). NO USER-SERVICABLE PARTS INSIDE. REFER SERVICING TO QUALIFIED PERSONNEL.		

	AVIS RISQUE DE CHOC ÉLECTRIQUE NE PAS OUVRIR	
ATTENTION : POUR RÉDUIRE LE RISQUE DE DÉCHARGE ÉLECTRIQUE, NE RETIREZ PAS LE COUVERCLE (OU L'ARRIÈRE). IL NE SE TROUVE À L'INTÉRIEUR AUCUNE PIÈCE POUVANT ÊTRE RÉPARÉE PAR L'USAGER. S'ADRESSER À UN RÉPARATEUR COMPÉTENT.		

 *The exclamation point within an equilateral triangle is intended to alert you to the presence of important operating and servicing instructions.*

⚠ ATTENTION: *Don't refit the system or spare parts without being authorized as this will void the warranty.*


⚠ WARNING: *Don't place naked flames (such as candles) close to the equipment.*

1. Read the instruction manual first before using this product.
2. Please keep this manual for future reference
3. Pay attention to all warnings.
4. Obey all operating instructions.
5. Do not expose this product to rain or moisture.
6. Clean this equipment with a dry cloth.
7. Do not block any ventilation openings. Install according to manufacturer's instructions .
8. Do not install this product near any heat source, such as a, heater, burner, or any other equipment with heat radiation .
9. Only use spare parts supplied by the manufacturer.
10. Pay attention to the safety symbol on the outside of the cover.



CONTENT

INTRODUCTION	3
Features	3
Description	3
Applications	3
AMPLIFIER MODULE	4
Amplifier Module	4
SPECIFICATION	5
Technical Sheet	5
Frequency Response And Impedance Curve	5
2D Dimension	6

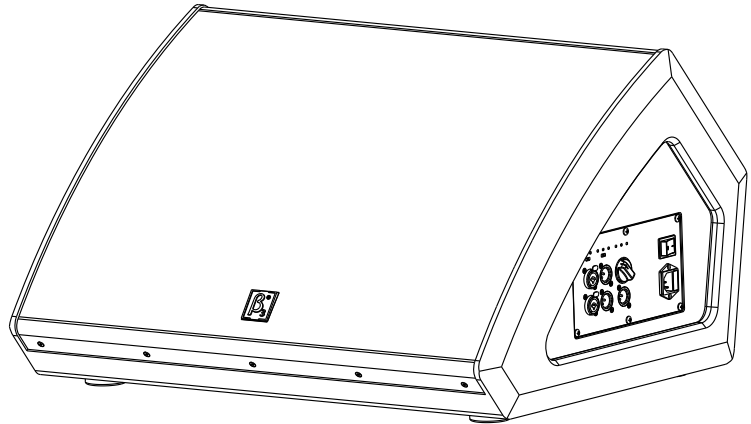
 Product information is subject to change without prior notification. Please visit www.elderaudio.com for latest updates.

TW212Ma

Active Dual 12" Two-way High SPL Monitor Loudspeaker

Features

- Dual 12" Ferrite woofer with 3" voice coil.
- Ferrite compression driver with 3" voice coil.
- Dispersion :45° x100°.
- Monitor angle 50°.
- MAX.SPL :130dB/136dB(PEAK).
- Frequency response range : 55Hz-18kHz (-3dB).
- Ergonomic cabinet design.



Description

3[®] TW212Ma is Active Dual 12" Two-way High SPL Monitor Loudspeaker. Strict quality control during the R&D, manufacturing, materials inspection, procedure inspection and shipment inspection make sure every unit meet the high standard demand.

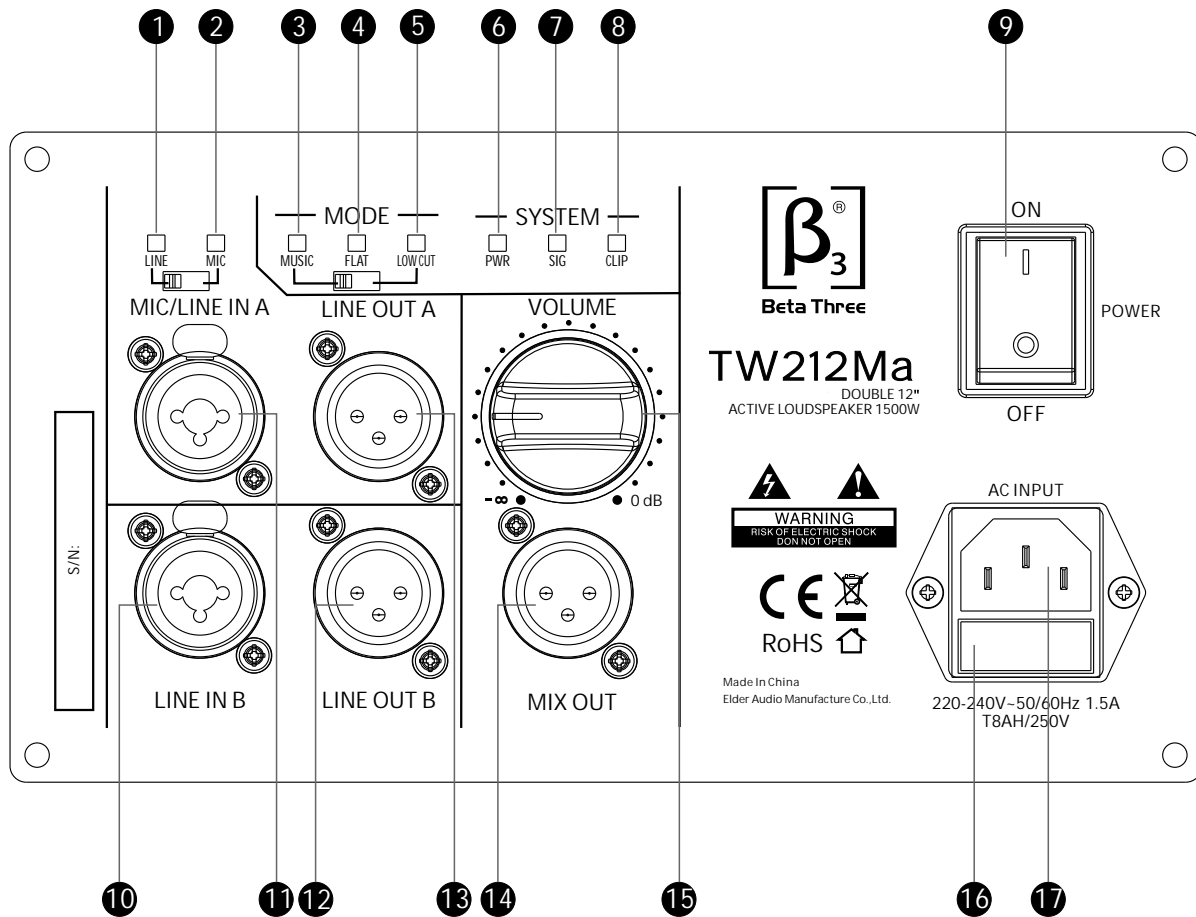
The cabinet is made of high intensity PLY board. Special multilayer black painting with scratch-resistant and erode-resistant feature protect the cabinet surface perfect. Selected POLYESTER damping materials absorb cabinet cabinet stand wave effectively. Built-in crossover circuit and different voltage output give the user more options.

Aiming at this special cabinet, the transducers used are optimized by our experienced engineers, whom focus on the magnetic system and vibration system. To get the excellent performance, the engineers take a lot of advanced technology to decrease the magnetic impedance and lower the magnetic leakage, and not increase the transducer weight.

Applications

- Auditorium
- Theater
- Multifunctional hall
- Dance Club
- Hall Performance
- Living Performance

Rear Panel Amplifier Module



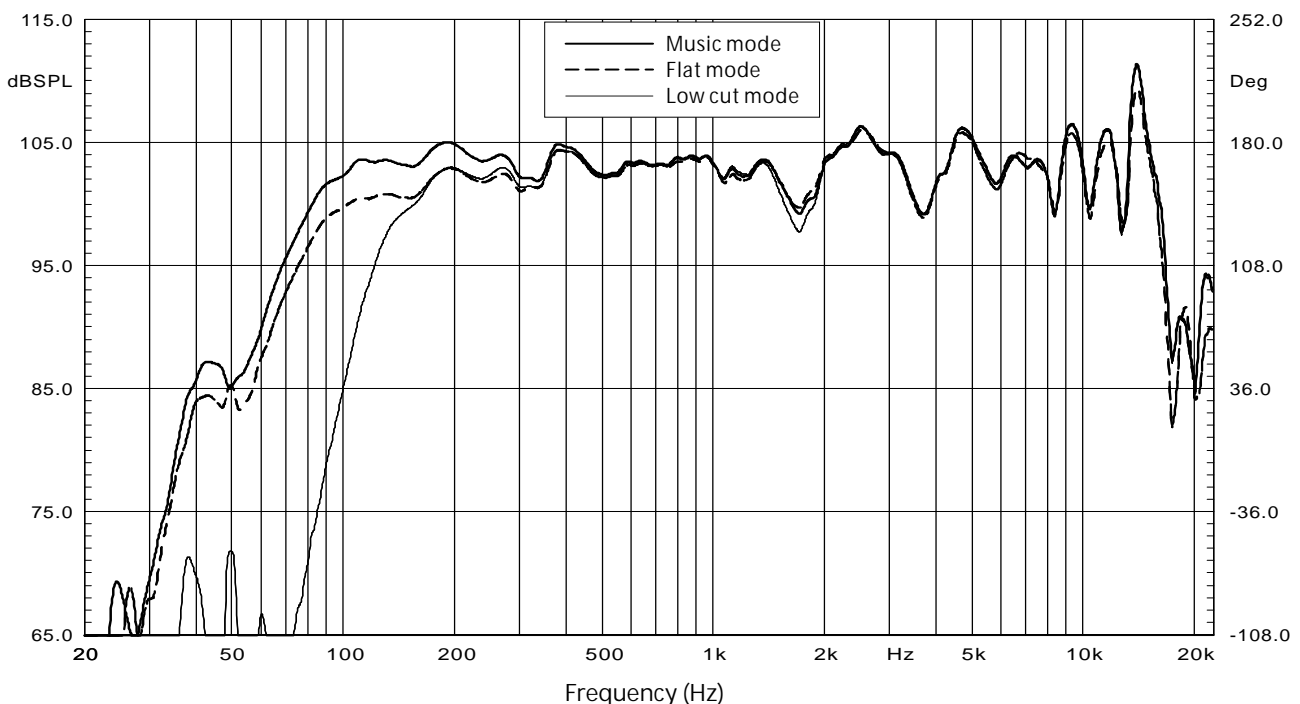
- | | | |
|-------------------------------------|----------------------------|--|
| 1、Line input signal indicator | 7、Signal indicator | 13、Line/microphone output A |
| 2、Microphone input signal indicator | 8、Clip indicator | 14、MIX output |
| 3、Music mode | 9、Power ON/OFF switch | 15、Volume control |
| 4、Flat mode | 10、Line input B | 16、Protection fuse. Use only fuse of the correct amp rating. |
| 5、Low cut mode | 11、Line/microphone input A | 17、Power supply input. Make sure that the voltage is set for your country's correct voltage. |
| 6、Power indicator | 12、Line output B | |



Specification

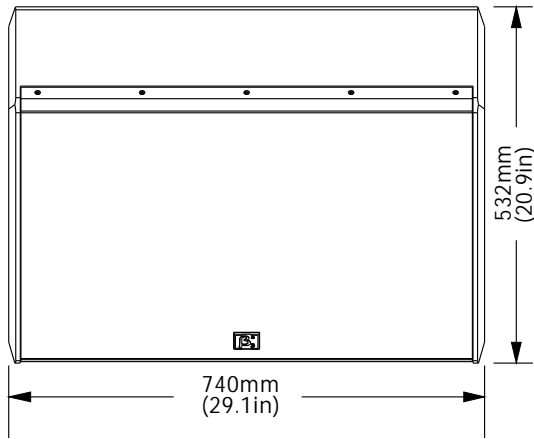
Frequency response(-3dB):	55Hz-18kHz
Max.SPL:	130dB/136dB(PEAK)
Transducer:	2 × 12" Woofer 1 × 75mm Compression Driver
Rated impedance:	4 Ohms
Connector:	XLR for input, XLR for output
Input:	Channel one (Mic/Line) balanced input
Input impedance(line):	20Kohm balanced input, 2Kohm unbalanced input
Input level:	0 dBV (0.775V rms, 1.0 V peak)Line-100Hz
Input overloading level:	Maximum input level 8 V peak
Wire connection:	pin 1: ground; pin2: signal +; pin3: signal -
Heat radiation:	Forced air-cooled drives
Power cable:	European plug
Safety voltage range:	AC 220V-240V~50/60Hz
Power supply consumption power(static):	25W
Power supply consumption power(rated):	300W
Cabinet:	Plywood
Handle:	2 × Wooden handles
Painting:	Cabinet coated by Polyurethane paint; grille is powder coated
Cabinet dimension(W × D × H):	740 × 532 × 416mm(29.1 × 20.9 × 16.4in)
Packing dimension(W × D × H):	665 × 515 × 865mm(26.2 × 20.3 × 34.1in)
Net weight:	33.0kg(72.6 lb)
Gross weight:	37.0kg(81.4 lb)

Frequency response curve & Distortion curve

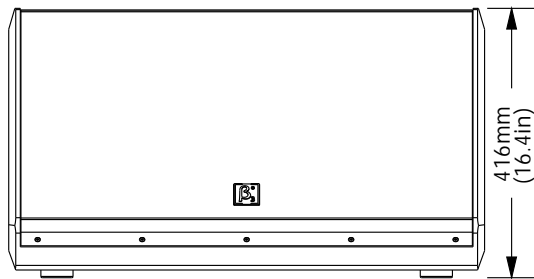


2D dimension

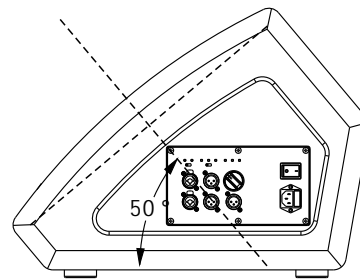
Top View



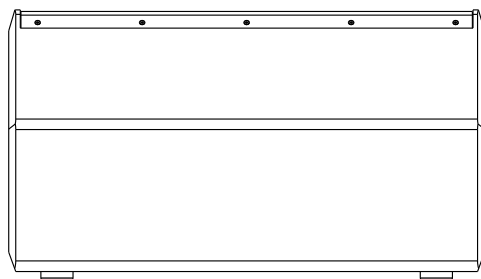
Front View




Side View



Rear View





Beta Three