



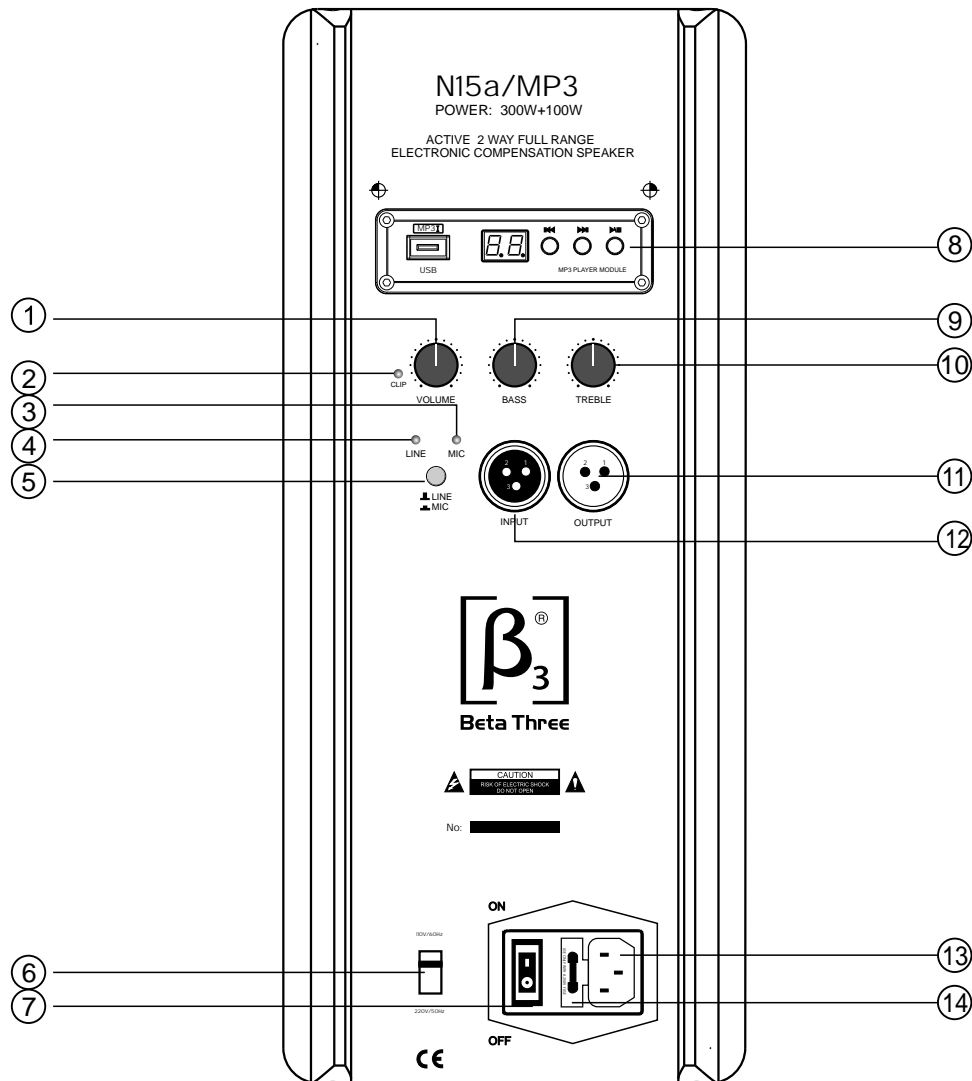
# PROFESSIONAL AUDIO SYSTEM

N15a/MP3

## Features

- 2-way full range active speaker with built-in power amplifier.
- 15" woofer and 44 mm compression driver.
- 50°-100° x 40 (H x V) dispersion.
- Molded cabinet made of polypropylene and special high tech material ensure long life and combine anti-schock with good damping characters.
- Trapezoidal enclosure for easy array and sonic accuracy.
- Rugged steel grill for optimal speaker protection.
- Can also be used as a monitor with attached monitor stands.
- Molded-in flying mounting points for easy installation.
- Arrayable vertically in four layers or horizontally in more than eight columns.
- MP3 player function, the song selection and volume can be controlled separately, available to use with other sound source.
- MP3 and the music channel can work synchronously.

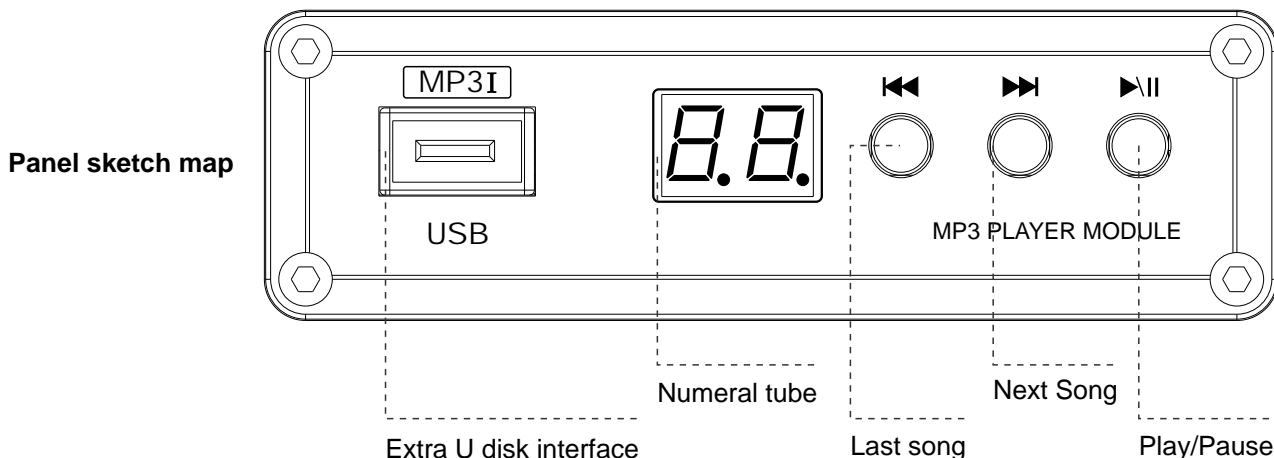




- |                                                                                                                                                                                                                                                                                                                                                                             |                                                                                                                                                                                                                                                                                                                                                                  |
|-----------------------------------------------------------------------------------------------------------------------------------------------------------------------------------------------------------------------------------------------------------------------------------------------------------------------------------------------------------------------------|------------------------------------------------------------------------------------------------------------------------------------------------------------------------------------------------------------------------------------------------------------------------------------------------------------------------------------------------------------------|
| <ul style="list-style-type: none"> <li>1. Volume control.</li> <li>2. Clip indicator.</li> <li>3. Microphone input signal presence indicator.</li> <li>4. Line input signal presence indicator.</li> <li>5. Line/microphone selector.</li> <li>6. 110V/220V voltage input selector.</li> <li>7. Power <b>ON/OFF</b> switch.</li> <li>8. MP3 music player module.</li> </ul> | <ul style="list-style-type: none"> <li>9. Bass control.</li> <li>10. Treble control.</li> <li>11. Line/microphone output.</li> <li>12. Line/microphone input.</li> <li>13. Power supply input. Make sure that the voltage selector is set for your country's correct voltage.</li> <li>14. Protection fuse. Use only fuses of the correct amp rating.</li> </ul> |
|-----------------------------------------------------------------------------------------------------------------------------------------------------------------------------------------------------------------------------------------------------------------------------------------------------------------------------------------------------------------------------|------------------------------------------------------------------------------------------------------------------------------------------------------------------------------------------------------------------------------------------------------------------------------------------------------------------------------------------------------------------|

*Cosmetic changes may be made*

## MP3 OPERATION GUIDE



### Functions:

USB interface: Can be inserted standard USB1.1 U disk (Memory with MP3 format music),

The numeral tube shows "□□" flash without U disk or U disk have no MP3 format files,

Numeral Tube: It can show the song number which you select present,

Last Song: It is for selecting the last song,

Next song: It is for selecting the next song,

Play/pause: It is for playing, pause or output channel selection (LL, LR, RR).

### Frondose Descriptions:

1> "Last" and "Next" function:

Push down and loose it, You can select last song or next song you like, also Push down the "Last" and "Next" button for a longer time, You can "decrease" and "increase" the MP3 Volume.

The numeral tube shows the song location number you selected

2> "Play/pause" button:

Short push down and loose it, you can choose between "play" and "pause", when select playing, it shows the song location number which you are playing, When select pause, the number is the present song which you stop at the moment. No music sound output when "pause" selected (mute), while you can operate button "Last Song" and button "Next song" (but in mute). Push down for 3 seconds, the numeral tube display "L L", it has only left channel output; Push down for 3 seconds again, it display "R R", now only right channel have output; Then push down for 3 seconds again, number display "L R", The left channel and right channel both have output,

The default display is "L R".



## Technical Parameters

System:	Built-in crossover two way full range active speaker
Uinterface:(USB1.1)	MP3 sound source(MP3 format only),can work with line input synchronously
Driver Quantity:	15" LF Woofer And 44 mm HF Compression Driver
Frequency Response(-3dB):	50 Hz-18 kHz
Frequency Response(-10dB):	35 Hz-20 kHz
Max.SPL (1m):	120dB
Level Adjust range:	± 10dB(10 kHz)-Treb ± 10dB(100 Hz)-Bass
Amplifier Power Output:	300 W LF, 100 W HF
Distortion:	Line-0.02%, Microphone-0.04%
Rotatable horn(HxV):	50°-100°x 40°
Load impedance:	Treb - 8 Ohm, Bass - 8 Ohm
Input impedance:	Line - 20 kOhm, Microphone - 10 kOhm
Connectors:	XLR K3P
Power supply:	AC 110V-120V~, 50/60Hz
Dimensions(WxDxH mm/pcs):	488 × 460 × 700 mm
Packing Dimensions(WxDxH mm/pcs)	545 × 515 × 800 mm
Net Weight(kg/pcs):	30.5 kg
Gross Weight(kg/pcs):	33.7 kg

## Dimensions

